

The Quarterly

A Newsletter for Primary Care Providers

The
'Make It Happen'
Edition

PREVENTION AND SCREENING, CENTRAL REGIONAL CANCER PROGRAM January, 2016 Issue 15

Motivating Patients to Get Screened through Physician-Linked Correspondence



Marla Ash, MD, CCFP

North York Family Health Team
Primary Care Lead, Central LHIN
Central Regional Cancer Program
Cancer Care Ontario

Cancer Care Ontario is inviting all patient enrollment model (PEM) physicians across Ontario to enroll in an important initiative that can motivate more Ontarians to get screened for cancer. Physician-linked correspondence includes physicians' names in their rostered patients' cancer screening letters. Initially, it is only available for colorectal cancer screening, but it will soon expand to breast cancer and cervical cancer screening in the future.

As family physicians, we have significant ability to influence our patients' participation in cancer screening. Research has shown that patients who receive a personal recommendation from their family physician are more motivated to get screened for cancer than those who do not. Results of a two-phase pilot study conducted by the ColonCancerCheck (CCC) program demonstrated that physician-linked correspondence is an effective way to motivate eligible Ontarians to get screened for cancer.

PEM physicians can enroll by completing a consent form available at cancercare.on.ca/pcresources. Consent will apply to all three cancer screening programs, which means physicians will not need to re-enroll when physician-linked correspondence expands to breast and cervical cancer screening in the future. Upon enrolment, screen-eligible patients will receive CCC letters (invitations, recalls and reminders) that include their physician's name, starting in February 2016.

Physician-linked correspondence includes the physician's name in their rostered patients' cancer screening letters.

Advantages:

- A proven way to get more of your patients screened
- Cancer screening maximizes early detection and reduction in mortality
- Supports better patient care
- Can reduce administrative burden and help achieve preventive care bonuses

Syrian Refugees— Primary Care:

A letter from David M. Kaplan, MD, MSc, CCFP—Primary Care Physician LHIN Lead, Central LHIN

	Admitted since November 4	In Progress	Total
Concord	5	--	9
Markham	--	15	15
Maple	--	11	11
Newmarket	--	5	5
North York	--	23	23
Stouffville	--	5	5
Thornhill	--	33	33
Willowdale	--	1,079	1,079
Woodbridge--	--	7	7

As you are aware, the Government of Canada is working to settle 10,000 refugees from the Syrian conflict in Canada by the end of December 2015. They have committed to settling the rest of the 25,000 refugees by the end of February 2016. For those family physicians on staff at a Central LHIN hospital, your Chief of Family Medicine may be sending out more information about local planning efforts as well. The majority of the initial 10,000 refugees are privately sponsored. To the left, you will find the Central LHIN destinations of the privately sponsored Syrian refugees. Central LHIN communities are looking at receiving approximately 1200 of the current 'in progress' privately sponsored applicants.

If you are willing to accept one of these patients and/or families into your practice, please contact your local Chief of Family Medicine.

Markham-Stouffville Hospital
Dr. Alan Monavvari: amonavvari@msh.on.ca

Southlake Regional Health Centre
Dr. Paul Cantarutti:
PCantarutti@southlakeregional.org

North York General
Dr. David Eisen: david.eisen@nygh.on.ca

Stevenson Memorial Hospital
Dr. Shazia Ambreen: sambreen@smhosp.on.ca

Mackenzie Health
Dr. Jack Moussadji:
jack.moussadji@mackenziehealth.ca

Contents excerpted from original letter. Read the full letter here: <http://bit.ly/1XTIE9u>

Screening Activity Report (SAR)

You've registered – now use your SAR to your advantage

Use the SAR as a supplement to your existing patient screening tools.

SAR vs. TPSR

(Target Population Services Report)

The SAR provides additional data such as:

- ✓ A visual dashboard
- ✓ The results of screening tests
- ✓ Dates of follow-up procedures (such as a colonoscopy, colposcopy)

SAR vs. EMR

(Electronic Medical Record)

The SAR provides you with:

- ✓ A double-check of patients who may be in need of screening or follow-up
- ✓ Historical screening data that may not have been migrated into an EMR
- ✓ Clear, actionable groupings of patients



"The SAR provides me with a safety net for any patients with a positive screen that may have been missed. By helping me organize who is

overdue for screening and who requires follow-up, I am able to provide my patients with quality care while also working towards achieving a higher screening rate."

-Dr. Suzanne Strasberg, Provincial Primary Care Lead, Cancer Care Ontario

What you can do with your SAR

I want to compare my screening rates to performance overall in the province.

To compare your performance to the screening activity in Ontario, as well as the PEM physicians in your LHIN, you should be accessing the **Dashboard**. It will provide you with a chart that compares your up-to-date screened patients across each screening program.

I want to make sure my patients are up to date on their screening.

If you want to create a monthly list of your patients that are due for screening, you can select the number for each program in the "Due for screening = 6 months" portion of your Dashboard. This number is hyperlinked and will allow you to download a list of all patients due for screening.

You can also use the "Overdue for screening" counts to create a list of all patients that have yet to be screened. You may also want to create a list for patients needing follow-up with abnormal screens or invalid results requiring retests. You can print these off monthly to assist you in booking these patients in a timely manner.

I want to collect reports on screening histories for each program.

If you want to review which patients are enrolled and eligible for all screening programs, you will navigate to your reports by selecting the "Go to Summary" hyperlink. The report will take you to a list of all your enrolled patients who are within the age and sex of at least one screening program. In one list, you will be able to see the screening status of each patient for each screening program. For individual program summaries, you can select the program titles (Breast Screening, Cervical Screening, Colorectal Screening) in the headings of your Dashboard report.

I want to check a patient's screening status on the day of their appointment at my practice.

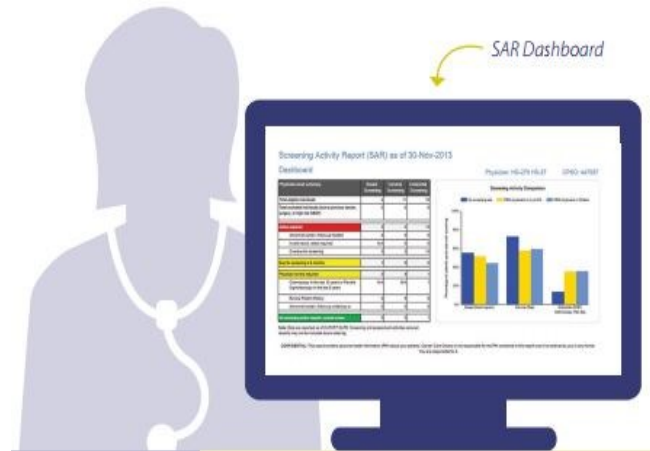
Once you have entered the "Enrolled Patients Screening Summary" (via the "Go to Summary" hyperlink) you can then click the name of any one particular patient you wish to view, which will take you to a Screening Status summary. The summary will show their demographic information, as well as their screening history for all three screening programs. You can print this patient summary and add the paper report to their chart on the day of visit.

Charge up your practice by using your SAR

I want to export my report

On any report you are viewing, you can select the Actions button, select Export from the options, and click which format you would like to download your report in.

For simplified viewing, you may want to select the PDF format. If you plan to use these reports in the future to search for particular patients or lists of individuals due for screening, we would recommend downloading your report in CSV format. You may also select Excel, but CSV will work for both Microsoft and Mac users.



How do I appoint a delegate to access my SAR?

A delegate is a member of your primary care team (e.g. a nurse, an office manager or a clinic staff member) who is authorized to access your SAR. A delegate is set up with his or her own unique ONE@ID account and is given permission from a physician to download and view the SAR. By authorizing delegates, the tasks involved in cancer screening can be shared among team members.

Delegates must first be registered with eHealth Ontario by contacting ONEIDBusinessSupport@ehealthontario.on.ca. Registration appointments will be scheduled based on location and/or the date of your request. To appoint a delegate, visit <https://oneid.ehealthontario.ca>, login, select "Manage your delegates" located at the bottom of the screen, and then search for the delegate's account by their login ID.

Where do I go for additional support?

If you have already registered, but have not yet logged in or have forgotten your password, visit www.cancercare.on.ca/SAR

Email: screenforlife@cancercare.on.ca
 Telephone: 1-866-662-9233

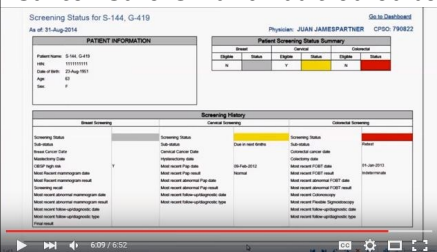
For assistance with ONE ID:
 Email: servicedesk@ehealthontario.on.ca
 Telephone: 1-866-250-1554

If you would like additional support with using the SAR in your practice, the Central Regional Cancer Program's Prevention and Screening can offer support. Contact us: icsregional@southlakeregional.org 905-895-4521 ext 6065

We also offer Primary Care Office Knowledge Transfer Visits, which are collaborative sessions designed to share information and learn about barriers to cancer screening unique to your practice populations. To arrange an appointment with our team, please contact us at icsregional@southlakeregional.org

Videos on navigating the SAR

Cancer Care Ontario has created several videos to help you in using your SAR.

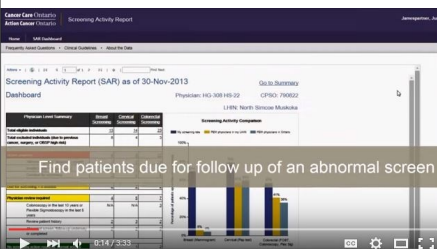


Navigating the SAR:
youtu.be/9yq2aLV18Og

Appointing a delegate:
youtu.be/EdQGnp8dTJk



Finding Patients Due for Screening and Follow-up:
youtu.be/1tkTzECr080



Online Mainpro Course Available Free of Charge

Online Mainpro Courses Available Free of Charge

Enrich your professional development by completing e-learning courses offered by Cancer Care Ontario: Use this link to access the portal: <http://bit.ly/1jMDacE>

Cancer Screening Courses (Mainpro-M1) - provide an overview of Ontario's breast, cervical and colorectal cancer screening guidelines, including the limitations and benefits of screening

Aboriginal Relationship and Cultural Competency Courses (Mainpro-M1) - enhances your knowledge of First Nations, Inuit and Metis history, culture and health landscape to improve health outcomes and person-centred care



Make It Stick— Reducing rejected FOBTs— Project Update



Make it Stick

Don't let your FOBTs waste away at the lab

In an effort to reduce the number of rejected FOBTs, The Prevention and Screening Team recently provided Make it Stick toolkits to over 40 primary care provider practices in our region. Your feedback is essential. If you have received this toolkit, please take a few minutes to evaluate our resources and share your feedback with us for a chance to win a gift card!

Please complete the feedback form provided in your toolkit and fax it to 905.952.2461 or visit

www.surveymonkey.com/r/KS7NQF8

to complete a 2 min survey.

Free nicotine replacement therapy (NRT) for your patients who want to quit smoking

York Region Community and Health Services Department is pleased to host once again the Centre for Addiction and Mental Health's **STOP on the Road** (Stop Smoking Therapy for Ontario Patients) program which provides nicotine replacement therapy (NRT) to Ontarians who wish to quit smoking.

Participants will be provided with five weeks of nicotine replacement therapy (NRT) patches at no cost to them and helpful information on quitting smoking.

Workshops will be held on:

Wednesday, January 20, 2016	6:00 – 9:00 p.m. in Georgina
Thursday, January 28, 2016	12:00 – 3:00 p.m. in Richmond Hill
Wednesday, February 3, 2016	6:00 – 9:00 p.m. in Newmarket
Thursday, February 25, 2016	5:00 – 8:00 p.m. in Markham



Pre-registration is required to ensure eligibility and space is limited.

Those interested in participating may call
(905) 830-4444 ext. 73052

Profile: Mais Nuaaman, Project Assistant— Prevention and Screening



What do you think the most rewarding aspects of your job are?

I really enjoy meeting community members and talking with them about cancer prevention and screening, understanding the demographics of our diverse region and researching novel ways of motivating uptake of routine cancer screening by under/never-screened communities.

What have you learned about cancer prevention and screening you think others need to know?

That smoking is a risk factor for developing not only lung and head and neck cancers but also colorectal, cervical and pancreatic cancers, amongst others.

What has inspired you to work in healthcare?

I have always envisioned a career in healthcare and in caring for people, whether it be through direct patient care or behind the scenes work to promote better health outcomes. Working in a health-related field allows me to pursue my passion for helping people, especially when they are most vulnerable.

Receive this newsletter electronically by emailing us! Your stories and feedback are welcomed. Please forward ideas or submissions to:
icsregional@southlakeregional.org

Prevention and Screening

Central Regional Cancer Program
Serving York Region, North York and South Simcoe
596 Davis Dr., Mailbox 13 Newmarket, ON
L3Y 2P9
Phone: 905-895-4521 ext. 6065 Fax: 905-952-2461

Your voice is important to us! Email or call us and let us know what you'd like to see more of in *The Quarterly*. Are there specific topics you'd like to know about? What can we do better? Please let us know!



Central
Regional Cancer Program
in partnership with Cancer Care Ontario